CMK and CRK Commercial Systems

Introducing the new **Noritz Complete Commercial System Bundles**

NORITZ

1

CMK and CRK Training
Overview

- ✓ Features and Benefits
- ✓ CMK – CRK System Configurations
- ✓ Designing Your CMK or CRK System
- ✓ CMK Wall Mount Installation Overview

CRK-BASE + CMK-BB4 Shown, NCC199CDV Pro Units Sold Separately.

NORITZ

2

CMK and CRK Systems

Features & Benefits

- ✓ Easy to Transport
- ✓ Sturdy Aluminum Frame
- ✓ Install in Less Than 2 Hours
- ✓ True Commercial Manifold
- ✓ Best Value in the Industry
- ✓ Retrofit Easy Button

CRK-BASE + CMK-BB4 Shown, NCC199CDV Pro Units Sold Separately.

NORITZ

3

CRK-BASE

Features & Benefits

- ✓ Assembly uses only 12 Bolts vs 60 Bolts of Competitor Racks!
- ✓ Single CRK-BASE allows for 1-4 units, competitor requires Base + Extension to install more than 2 units.
- ✓ Lighter weight corrosion resistant Aluminum frame vs. Heavier Coated Steel frame of competitor.

CRK-BASE Shown expanded to allow up to 4 units in a back to back configuration.

NORITZ

4

CMK (Commercial Manifold Kit)
System Configurations
Side by Side

CMK-SS2

Wall Hanging Side by Side Commercial Manifold Kit featuring 2 NCC199CDV Tankless Water Heaters (sold separately)

Max BTU/h: 399,800

CMK-SS3

Wall Hanging Side by Side Commercial Manifold Kit featuring 3 NCC199CDV Tankless Water Heaters (sold separately)

Max BTU/h: 599,700

CMK-SS4

Wall Hanging Side by Side Commercial Manifold Kit featuring 4 NCC199CDV Tankless Water Heaters (sold separately)

Max BTU/h: 799,600

5

CMK (Commercial Manifold Kit)
System Configurations
Back to Back

CMK-BB2

Commercial Manifold Kit connecting 2 Back to Back NCC199CDV Tankless Water Heaters (sold separately) installed on CRK Base – Floor standing rack (sold separately)

Max BTU/h: 399,800

CMK-BB4

Commercial Manifold Kit connecting 4 Back to Back NCC199CDV Tankless Water Heaters (sold separately) installed on CRK Base – Floor standing rack (sold separately)

Max BTU/h: 799,600

6

CMK (Commercial Manifold Kit)
System Configurations



CRK-BASE

The CRK-BASE commercial rack kit allows for custom floor standing installations of 1 to 4 tankless units.



CRK-ADDON

The CRK-ADDON commercial kit lets you expand your existing system to more than 4 units.

7

CMK (Commercial Manifold Kit)
Design Your System

Step 1
Select Desired Number of NCC199CDV Pro Tankless Needed for System

Designed for Use With Our NCC199CDV Pro Tankless

8

CMK (Commercial Manifold Kit)

Design Your System

NORITZ

Step 2

Choose Between Wall Hanging or Floor Standing System

CMK-SS

Wall Hanging Bundle Kits

CMK-SS2
CMK-SS3
CMK-SS4

CMK-BB

Floor Standing Bundle Kits

CMK-BB2
CMK-BB4

9

CMK (Commercial Manifold Kit)

Design Your System

NORITZ

Step 3

Select Your CMK or CRK Configuration

Wall Hanging Configurations

CMK-SS2

CMK-SS3

CMK-SS4

Floor Standing Configurations

CMK-BB2

CMK-BB4

10

CMK (Commercial Manifold Kit)
Design Your System



Step 4
Choose the Floor-Standing Base (For CRK Only)

The CRK-BASE commercial rack kit allows for custom floor standing installations of 1 to 4 tankless units.

Step 5
Select Optional Extension (For CRK Only)

The CRK-ADDON commercial kit lets you expand your existing system to more than 4 units.

11

CMK (Commercial Manifold Kit)
Additional Notes

- ✓ One CRK-ADDON may be used per CRK-BASE. Attempting to use multiple CRK-ADDON may result in misaligned water and gas manifolds.
- ✓ Up to 24 NCC199CDV Pro heaters can be connected using multiples of the CRK-BASE and CRK-ADDON kits. Quick Connect Pro up to 8 units or use a 6, 12 or 24 unit system controller (sold separately) to ensure system balancing and load management.
- ✓ NCC199CDV Pro units may be common vented, refer to the common vent manual for full details.
- ✓ Manifold sizing is designed for a maximum of eight (8) water heaters. In order to connect units in greater number than eight, a common header of a larger diameter may be necessary. Refer to local plumbing and/or building code for minimum pipe sizing requirements.

	Min. Common Gas Header	*Min. Common Water Header*	*Min. Common Condensate Header*
Up to 8 units	2 in	2 in	0.75 in
>8 and <=16	2.5 in	2.5 in	1 in
>16 and <=24	3 in	3 in	1.25 in

12

CMK (3 Unit Wall Mount)
Installation Overview
In The Box

Scan to Watch
Our CMK-SS Installation Video

CMK (Wall Mount)
In The Box

- ✓ Cardboard Mounting Template
- ✓ 2" Hot Water Manifold
- ✓ 2" Cold Water Manifold
- ✓ 2" Gas Manifold
- ✓ ¾" Condensate Drain Manifold
- ✓ 2x Manifold Wall Mount Brackets
- ✓ Clamps, Caps, Etc
- ✓ See Page 3 of Installation Manual for full details

NORITZ

13

CMK (3 Unit Wall Mount)
Installation Overview



Scan to Watch
Our CMK-SS Installation Video

CMK (Wall Mount)
Mounting Template

- ✓ Determine number of units to be mounted
- ✓ Template may be folded if less than 4
- ✓ Align left bracket mount with stud
- ✓ Level template
- ✓ Secure template to wall
- ✓ Drill pilot holes
- ✓ Remove template

NORITZ

14

CMK (3 Unit Wall Mount)
Installation Overview



Scan to Watch Our CMK-SS Installation Video

CMK (Wall Mount)
Prepare Heaters

- ✓ Attach iso kit unions to cold/hot fittings
- ✓ Attach braided hose to condensate fitting
- ✓ Attach gas union to unit
- ✓ Attach condensate fitting to unit

NORITZ

15

CMK (3 Unit Wall Mount)
Installation Overview

Scan to Watch Our CMK-SS Installation Video

CMK (Wall Mount)
Mounting Brackets

- ✓ Mount heater brackets
- ✓ Mount manifold wall brackets
- ✓ Hang units
- ✓ Make sure units are centered on bracket
- ✓ Secure units to top bracket

NORITZ

16

CMK (3 Unit Wall Mount)
Installation Overview



Scan to Watch
Our CMK-SS
Installation Video

CMK (Wall Mount)
Manifold Installation

- ✓ Units and brackets mounted
- ✓ Mount hot manifold
- ✓ Mount condensate manifold
- ✓ Mount gas manifold
- ✓ Mount hot manifold
- ✓ Secure bottom bracket of units

NORITZ

17

CRK (4 Unit Back to Back)
Installation Overview



CRK (Floor Standing Rack)
Installation Basics

- ✓ Assemble CRK-BASE
- ✓ Prepare and Hang Units
- ✓ Install Hot Water Manifold
- ✓ Install Condensate Manifold
- ✓ Install Gas Manifold
- ✓ Install Cold Water Manifold

NORITZ

18

THANK YOU

NORITZ®

19